

# LTSCHP1W-GZ | DATASHEET

## Replacement LED module with diffuser, green



LTSCHP modules power several Opto Engineering® LED illuminators and feature excellent current stability. They are available in various colors and can be ordered as spare parts.



### SPECIFICATIONS

#### Lighting specifications

Light color, Peak wavelength		green, 525 nm
Spectral FWHM	(nm)	40
Diffusive diameter	(mm)	12

#### Electrical specifications

Supply voltage <sup>1</sup>	(V)	12-24
Power consumption	(W)	2.5
Led forward voltage typical (max) <sup>2</sup>	(V)	3.3 (4.0)
Max led forward current <sup>3</sup>	(mA)	350
Max pulse current <sup>4</sup>	(mA)	2000
Connector		M8
Included cable		CB244P1500

#### Mechanical specifications

Diameter	(mm)	38.5
Length	(mm)	54.0

<sup>1</sup> Tolerance ±10%

<sup>2</sup> At max forward current. Tolerance is ± 0.06V on forward voltage measurements

<sup>3</sup> In continuous mode (not pulsed)

<sup>4</sup> At pulse width ≤ 10 ms and duty cycle ≤ 10%. Built-in electronics board must be bypassed (see tech info)

### NOTE

The compliancy with regulations is guaranteed only if the device is used as replacement part for Opto Engineering's products.

#### Environment

Operating temperature	(°C)	0-40
Storage temperature	(°C)	0-50
Operating relative humidity	(%)	20-85, non condensing
Installation		Indoor use only

#### Eye safety

Risk group (CEI EN 62471:2010)		Risk group 1
--------------------------------	--	--------------

### COMPATIBLE PRODUCTS

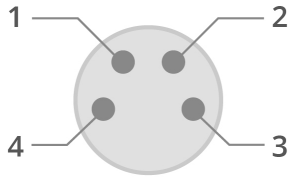
Full list of compatible products available [here](#).



A wide selection of innovative machine vision components.

All product specifications and data are subject to change without notice to improve reliability, functionality, design or other. Photos and pictures are for illustration purposes only. Data are reported by design, actual lens performance may vary due to manufacturing tolerances.

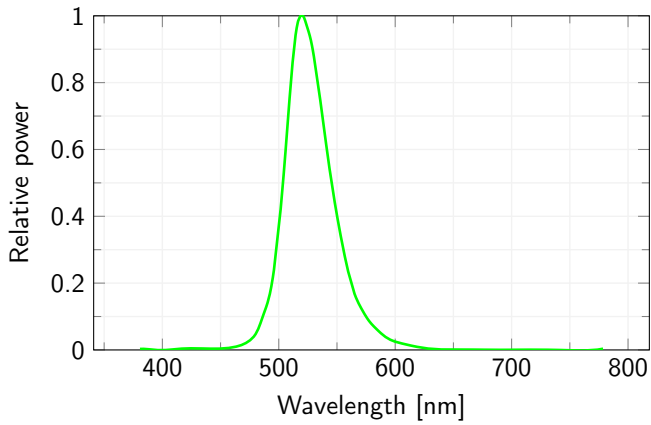
**CONNECTOR PINOUT**



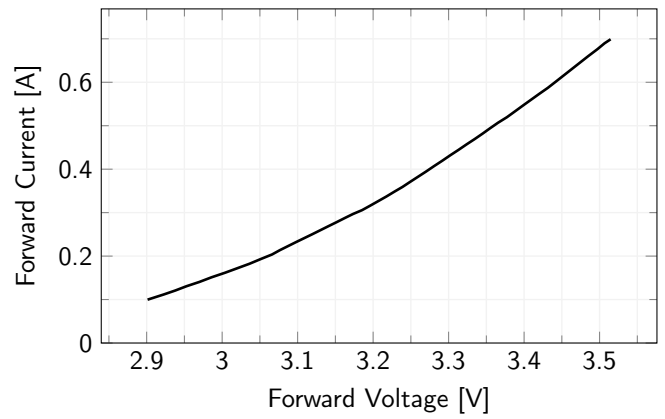
Device side

Pin	Function	Cable color
1	Earth	Yellow/Green
2	Ground	Black
3	Anode	Blue
4	Power supply (+12/24 V)	Brown

**LED color spectrum**



**Forward Current Characteristics**



All product specifications and data are subject to change without notice to improve reliability, functionality, design or other. Photos and pictures are for illustration purposes only. Data are reported by design, actual lens performance may vary due to manufacturing tolerances.